

Name : _____

Counting to 5

Sheet 1


Count the number of pictures in each set, and circle the correct number.



1 2 3 4 5




1 2 3 4 5



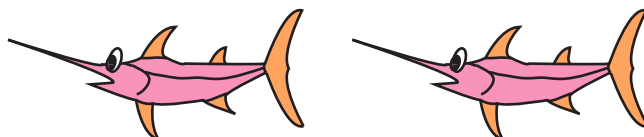
1 2 3 4 5



1 2 3 4 5




1 2 3 4 5



1 2 3 4 5



1 2 3 4 5

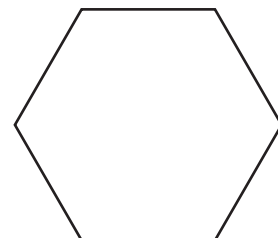



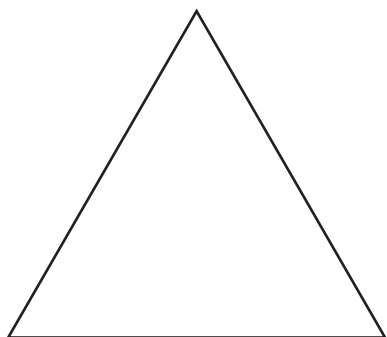


1 2 3 4 5

Name : _____

Identifying & Coloring Circles

A) Look for the circles and color them.



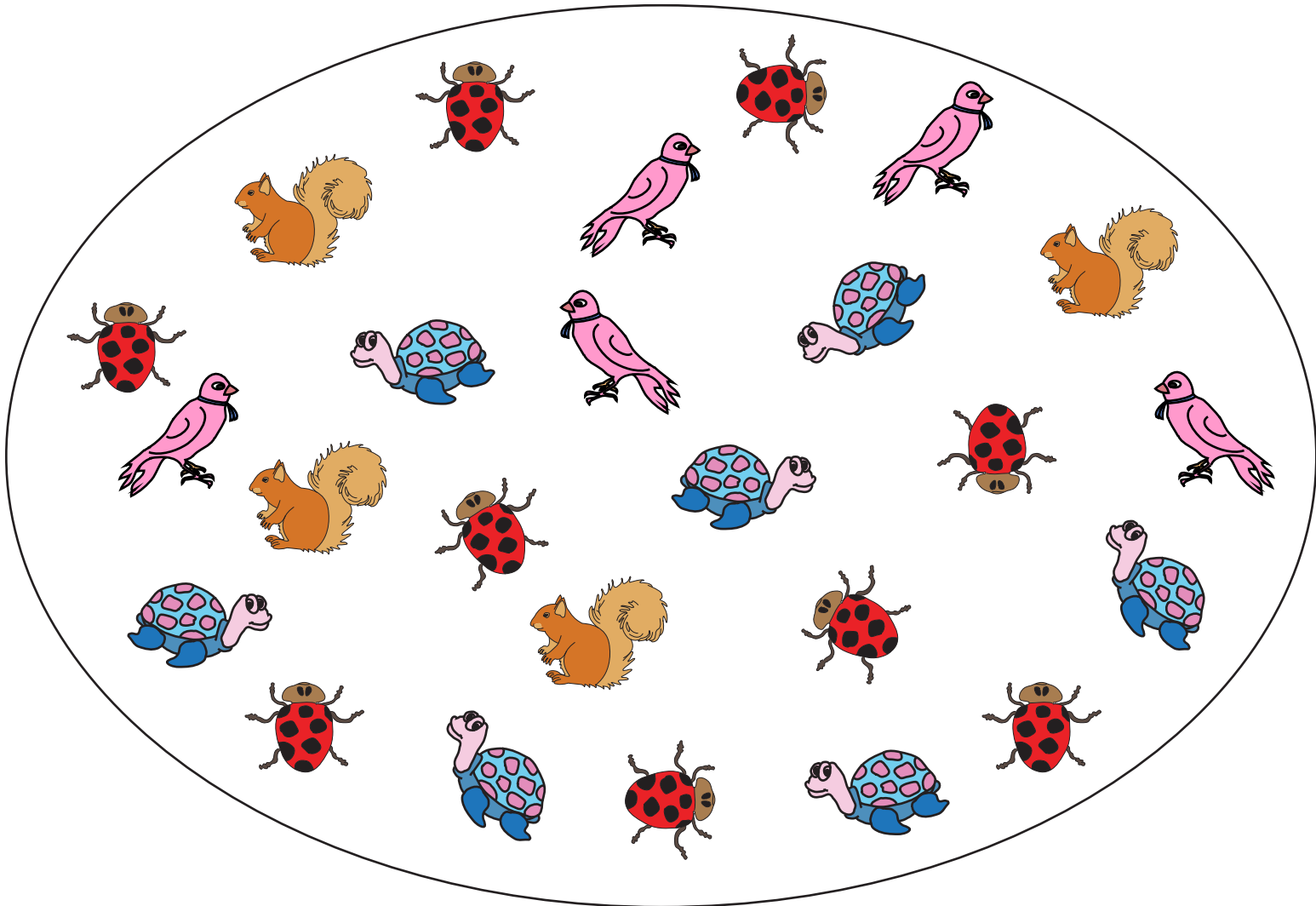
Drawing Circles

B) Draw circles of four different sizes.

Name: _____

Count and Compare


Sheet 3



How many  ? _____

How many  ? _____

How many  ? _____

How many  ? _____

Which has the most number?    

Which are the fewest?    

How many more  are there than  ? _____

How many fewer  are there than  ? _____

Name : _____


Score : _____

Count & Color


Up to 5: S1

Read aloud each number. Color as many picture(s) as you read.


4



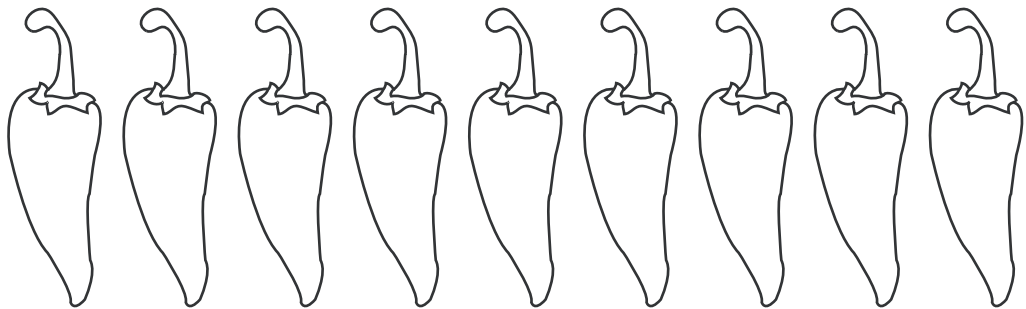
1




3



5



2








Name : _____

Count and Write

Sheet 3

Count the pictures in each row, and write the number in the box.

	<input data-bbox="1295 481 1501 680" type="text"/>
	<input data-bbox="1295 833 1501 1032" type="text"/>
	<input data-bbox="1295 1189 1501 1388" type="text"/>
	<input data-bbox="1295 1538 1501 1738" type="text"/>
	<input data-bbox="1295 1892 1501 2092" type="text"/>

Name : _____

Score : _____

Teacher : _____

Date : _____

Draw a Line From the Number to Its Name

10

Three

5

Seven

0

Nine

2

Eight

8

Six

7

Ten

6

Four

9

Zero

1

Five

4

Two

3

One



Name: _____

Score: _____

Numbers 1-20

Sheet 1

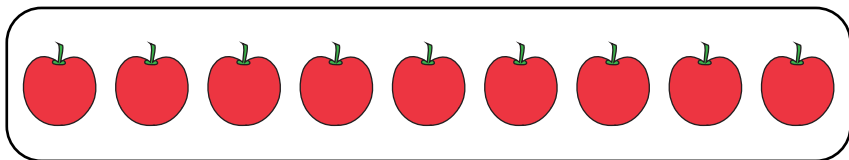
1			4	5
	7	8		
11			14	
	17			20

Name : _____

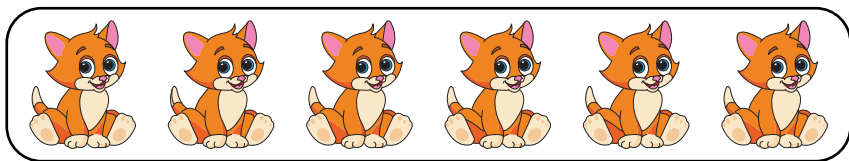
Count and Match

Sheet 1

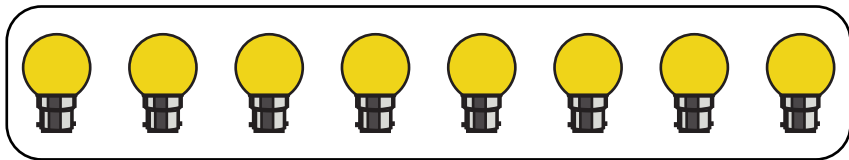
Count the pictures in each set, and match with the correct number word.



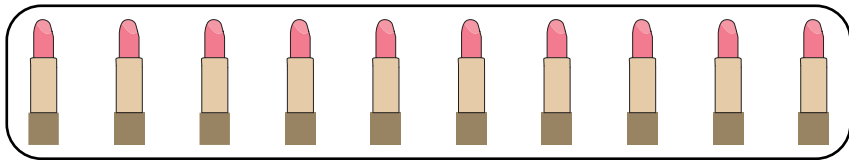
six



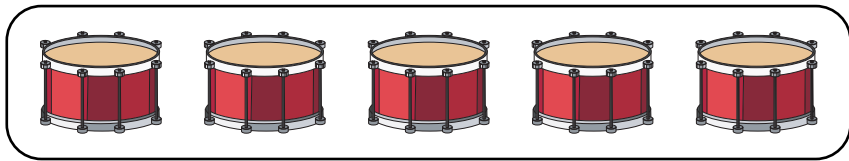
eight



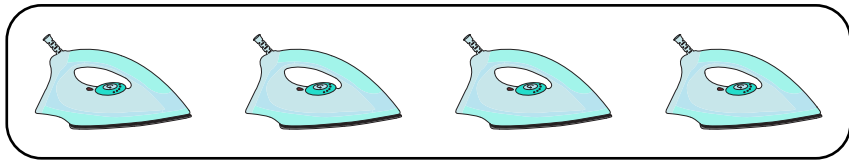
five




nine



seven



ten



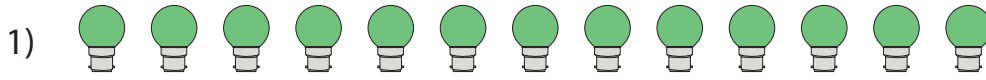
four

Name : _____

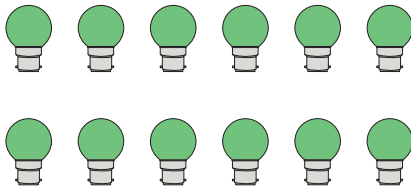
One Less

Sheet 2

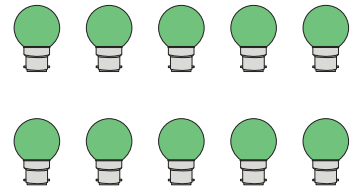
Check the set that has one less.



a)



b)



2)




a)




b)




3)



a)



b)



4)



a)

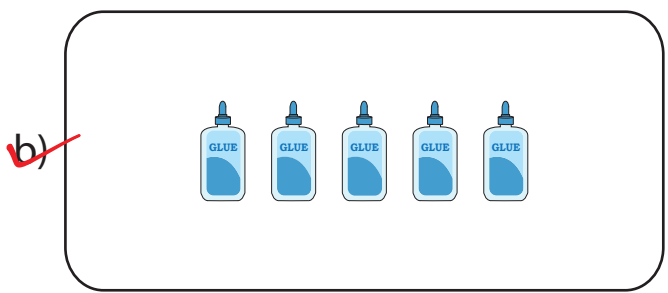
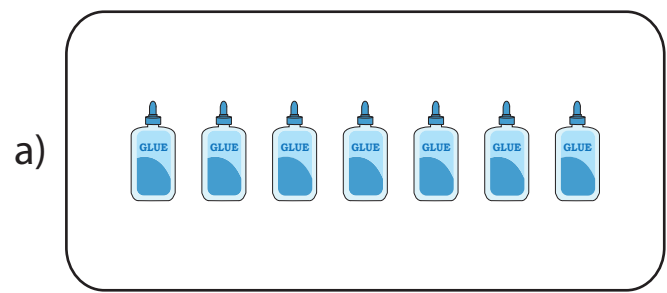





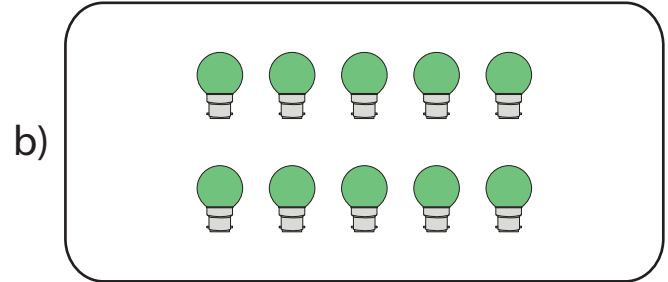
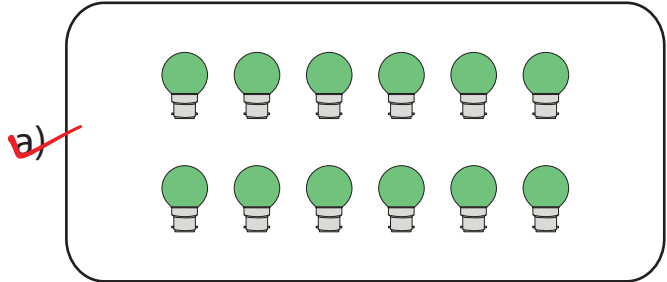
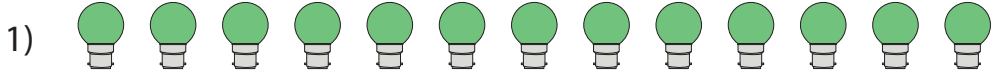


b)




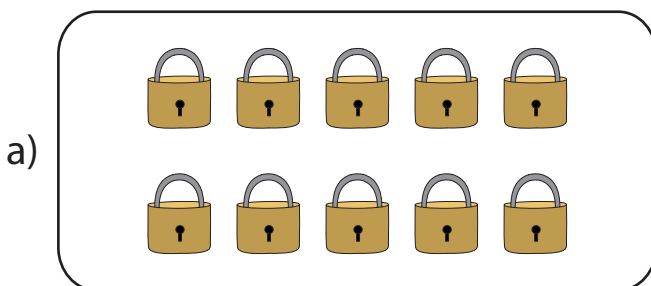






One Less

Check the set that has one less.



One More

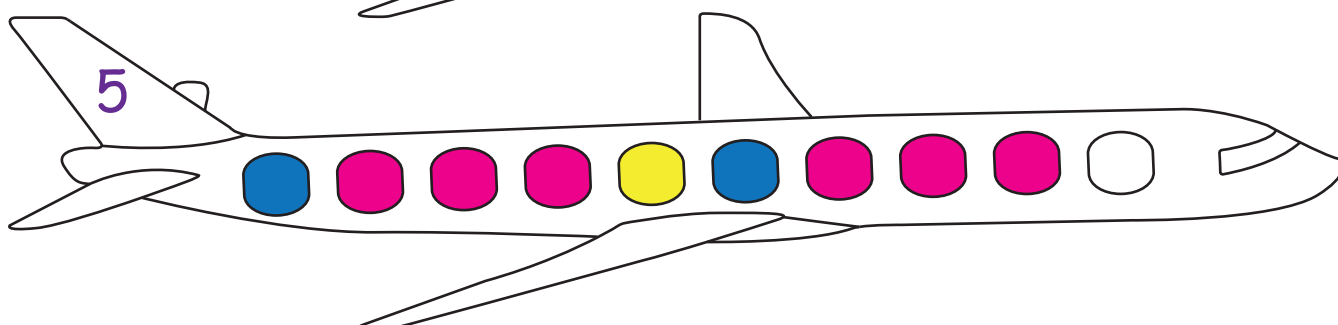
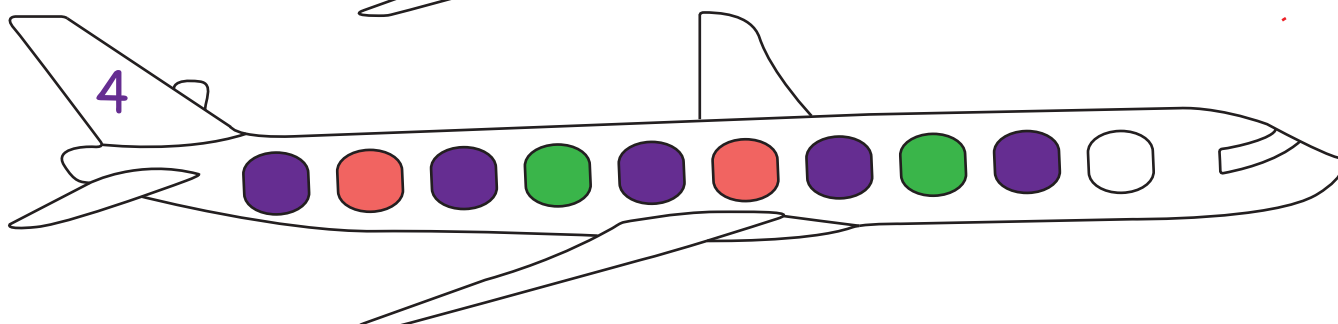
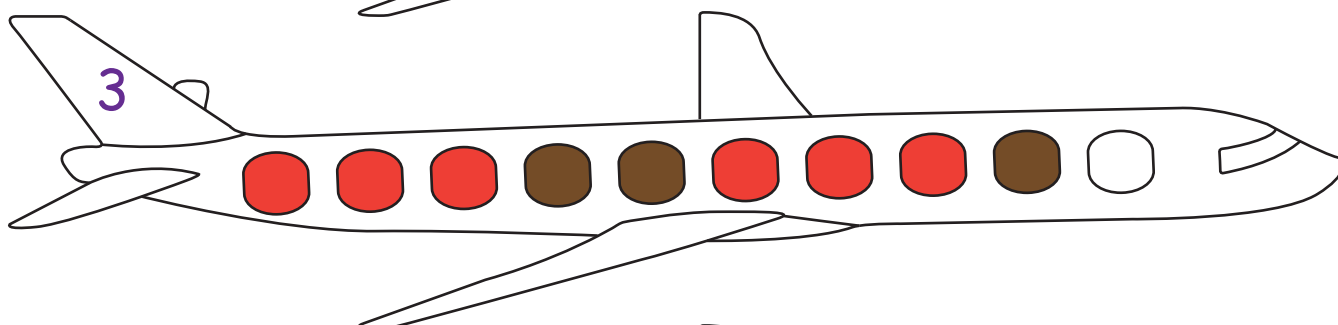
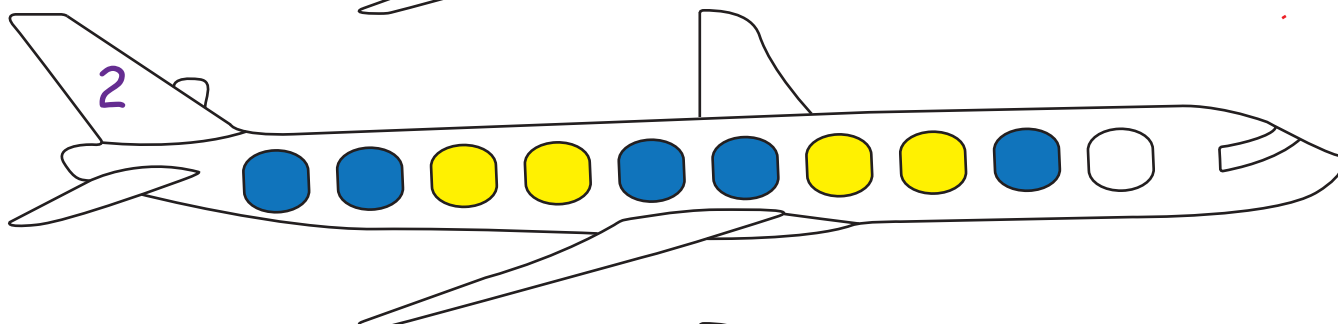
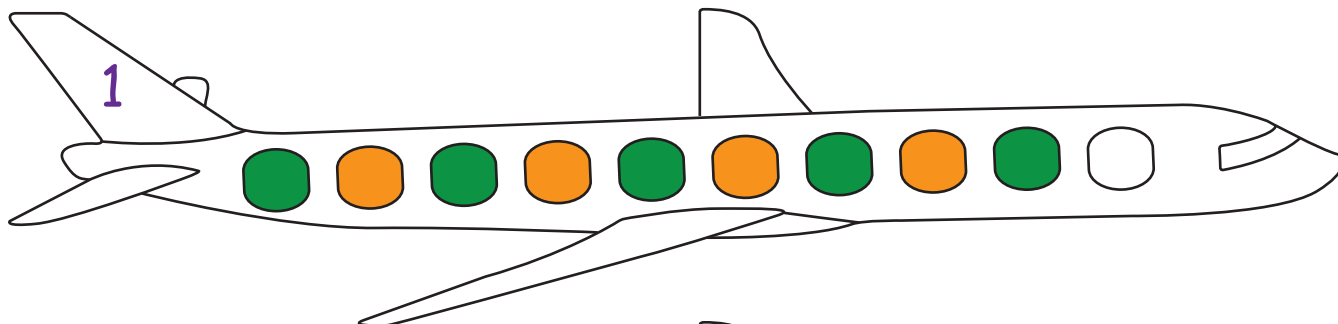
Check the set that has one more.



Identifying Color Pattern

ES1



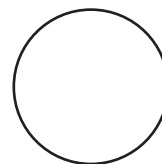
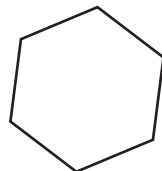
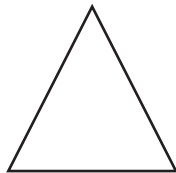
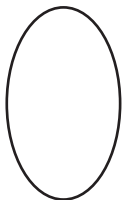







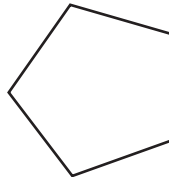



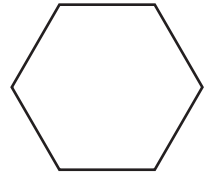



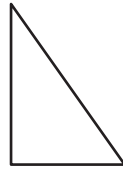
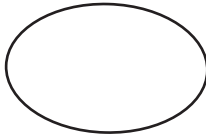
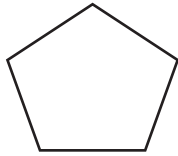



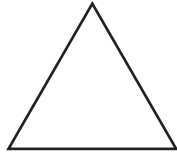
Complete the color pattern of the windows in each airplane.



Name : _____

Tracing the Path






Jane the crane is hungry. Color the squares and help her reach the pond.



Name : _____

Tracing Squares

Trace the squares of different sizes and write the name.



square



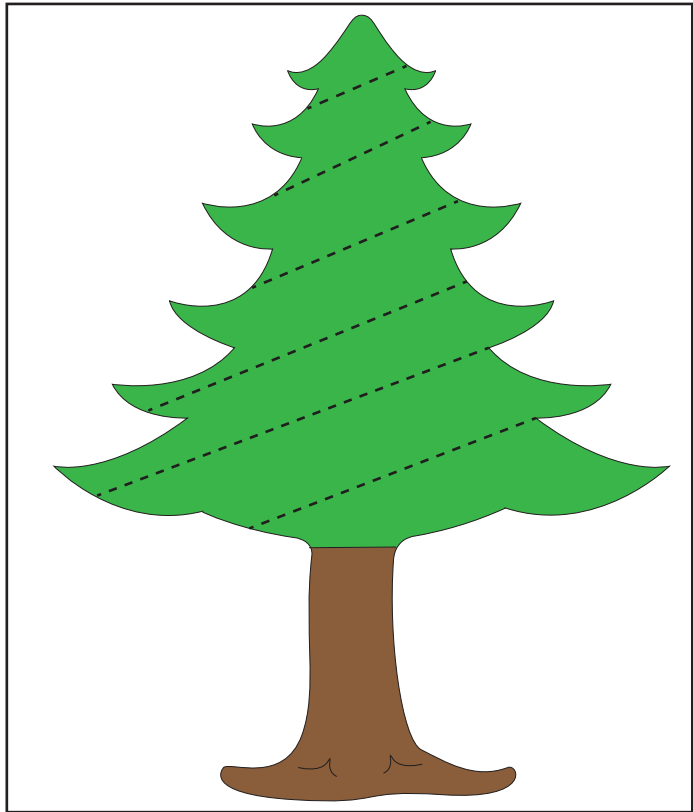

square

square

Name : _____

Tracing Lines

Trace the broken lines.




Name : _____

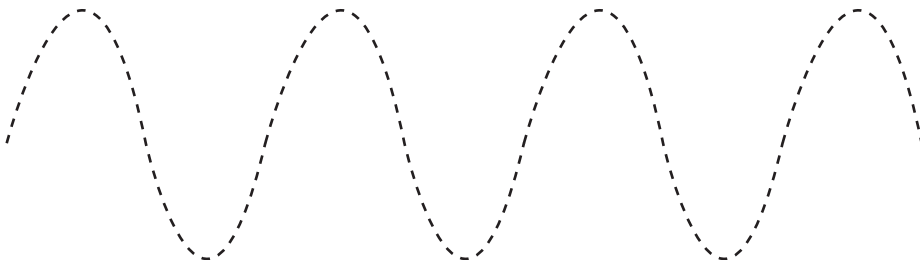
Tracing Lines

Trace the lines from left to right and match each digit to the correct set of vegetables.


1




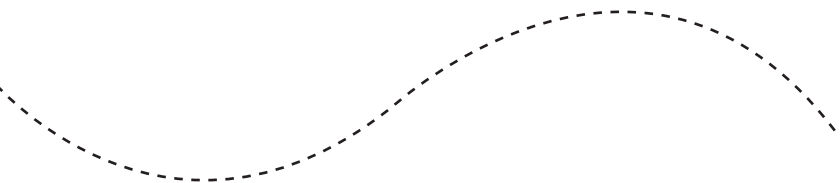
2




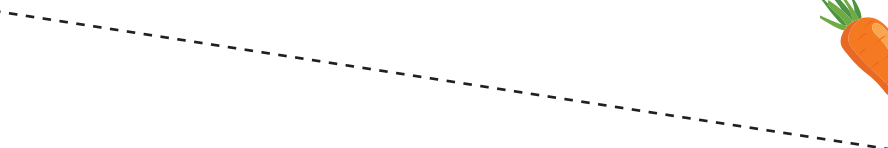
3



4



5



Name : _____

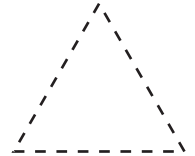
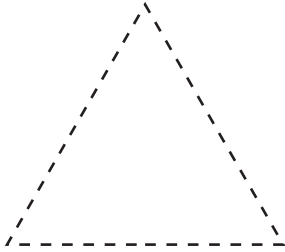
Tracing Shapes

Trace the shapes of different sizes.

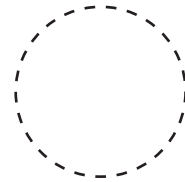
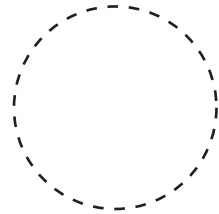
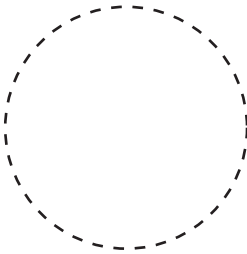
1) Squares



2) Triangles



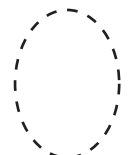
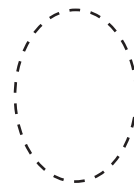
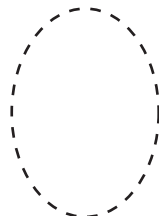
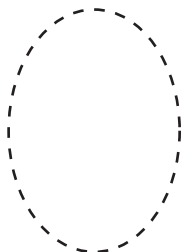
3) Circles



4) Rectangles




5) Ovals



Name : _____

Tracing and Coloring Triangles

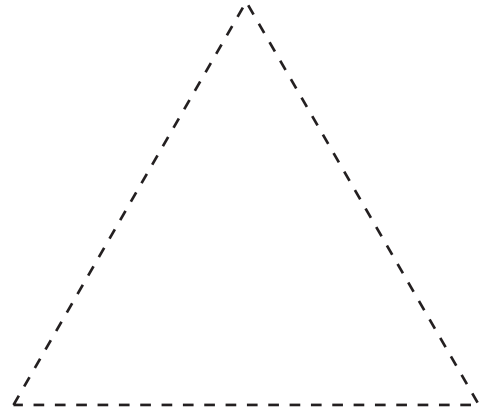
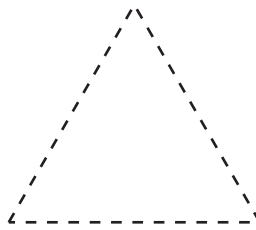
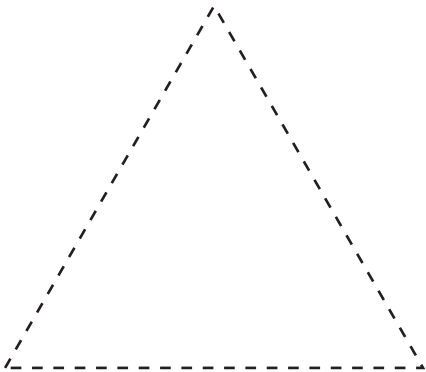
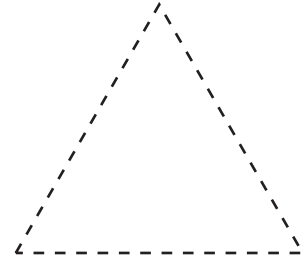
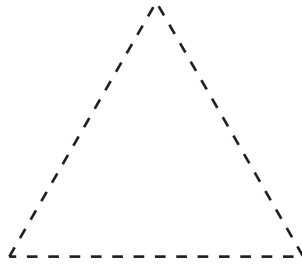
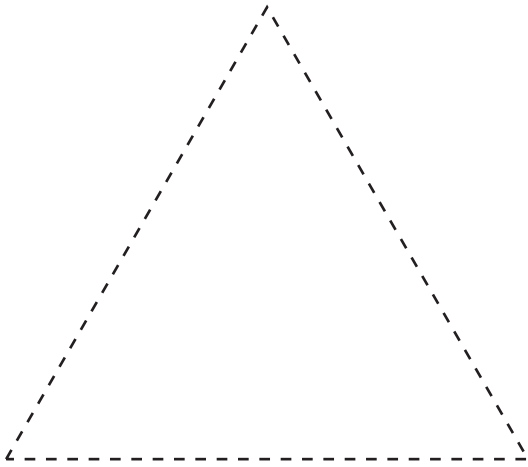
Trace and color the triangular rays of the sun.



Name : _____

Tracing Triangles

Trace the triangles of different sizes and write the name.



triangle

triangle

triangle

Name _____ Date _____

0 0 0 1 1 1

2 2 2 3 3 3

4 4 4 5 5 5

6 6 6 7 7 7

8 8 8 9 9 9

Name _____

Date _____

0 0 0 1 1 1

2 2 2 3 3 3

4 4 4 5 5 5

6 6 6 7 7 7

8 8 8 9 9 9

Name _____ Date _____

0 0 0 1 1 1

2 2 2 3 3 3

4 4 4 5 5 5

6 6 6 7 7 7

8 8 8 9 9 9

Name _____ Date _____

0 0 0 1 1 1

2 2 2 3 3 3

4 4 4 5 5 5

6 6 6 7 7 7

8 8 8 9 9 9